

BN Series Bellows Valve Technical Report

Scope

This technical report provides data on Swagelok® BN series bellows valves.

The report covers:

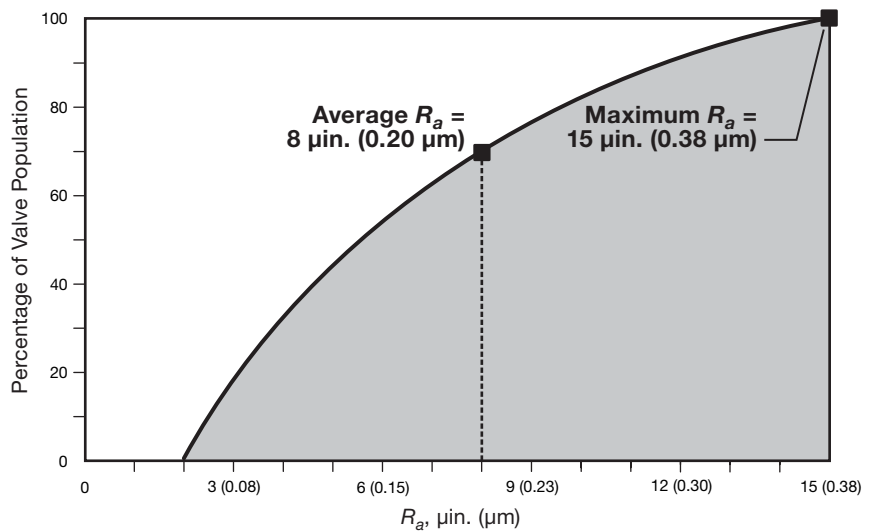
- P surface finish specifications
- static particle counting
- moisture analysis
- hydrocarbon analysis
- ionic cleanliness
- lab cycle test data.

Particle counting, moisture and hydrocarbon analysis, and ionic cleanliness data show test results from valves cleaned with deionized (DI) water according to the techniques described in the Swagelok *Ultrahigh-Purity Process Specification (SC-01)*, MS-06-61.

Surface Finish

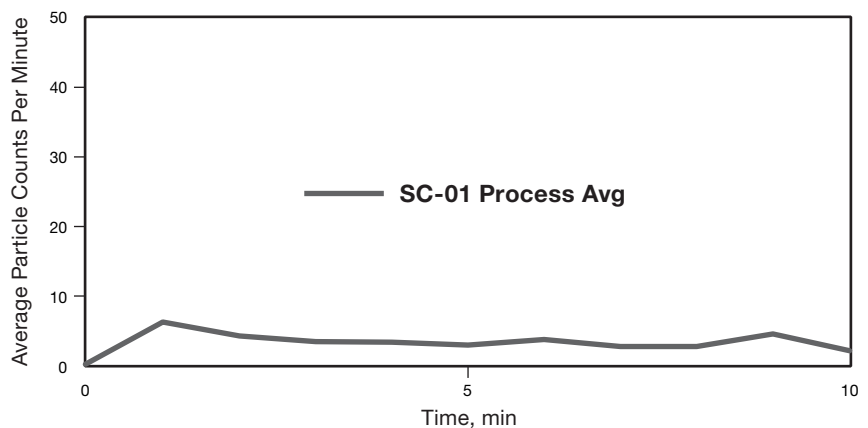
Statistical process control (SPC) allows Swagelok to provide consistent surface finishes, as described in SC-01. The surface finish distribution at right illustrates the roughness average (R_a) specifications we have established for the wetted surfaces of BN series valves manufactured with the P finish:

- Surface roughness is 8 $\mu\text{in.}$ (0.20 μm) R_a on average
- Surface roughness will not exceed 15 $\mu\text{in.}$ (0.38 μm) R_a .



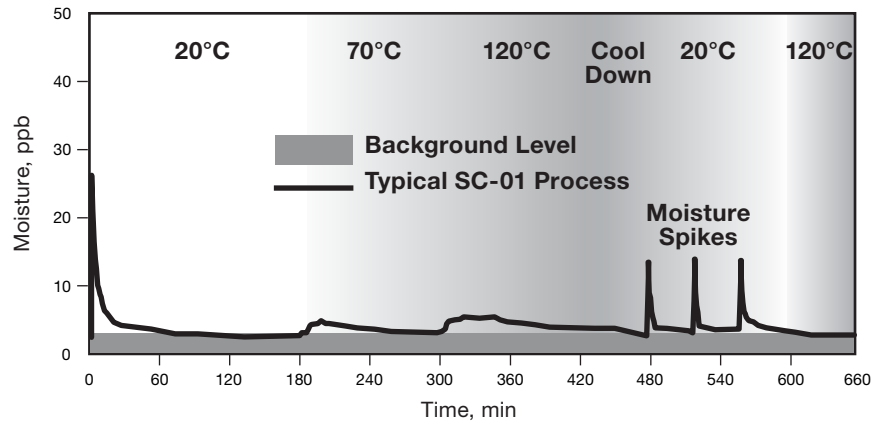
Particle Counting

Static particle counts from SC-01 processed BN series valves are very low. Particles greater than 0.014 μm in size are detected.



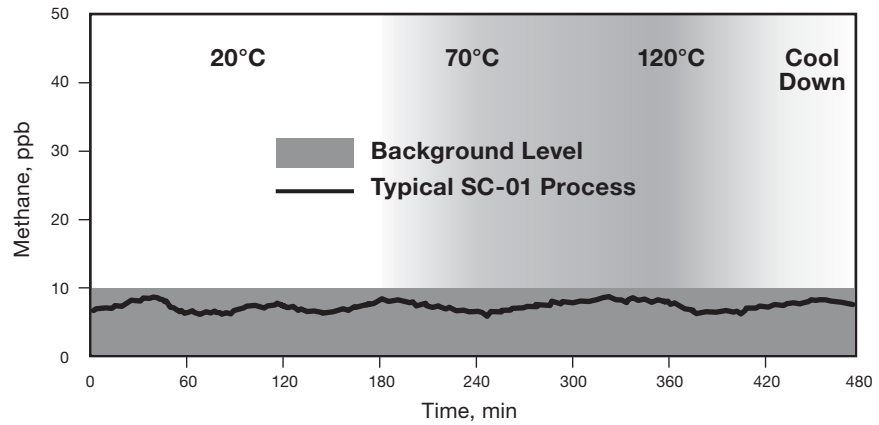
Moisture Analysis

SC-01 processed valves dry down very quickly to the background level produced by the test instrument. The valves also recover quickly following the introduction of moisture spikes.



Hydrocarbon Analysis

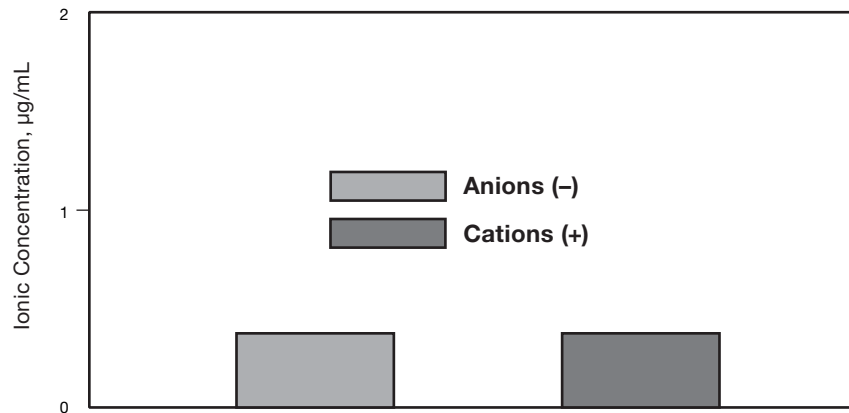
Test results for hydrocarbon residues in SC-01 processed valves fall entirely within the background level produced by the test instrument



Ionic Cleanliness

Residual ionic contamination is very low for SC-01 processed valves.

Anions (-)	Cations (+)
Fluoride	Lithium
Chloride	Sodium
Nitrate	Ammonium
Phosphate	Potassium
Sulfate	Magnesium
	Calcium



Lab Cycle Testing

The BN series valve was tested to determine an estimated cycle life of the bellows under a set of controlled laboratory conditions (table at right).

Standard BN series pneumatically actuated valves with 321 SS bellows were tested. Valve cycle life was evaluated for leakage to atmosphere at regular intervals. Failure was defined as loss of internal static pressure during cycling or detection of an inboard helium leak rate greater than 4×10^{-9} std cm³/s.

All 30 test valves passed internal static pressure and inboard leakage test requirements for 4.7 million cycles. Ten of the same valves were tested to 12.2 million cycles. No valves failed; tests were stopped at predetermined levels.

These tests are not a guarantee of a minimum number of cycles in service. They indicate that in tests under these laboratory conditions, the probability of early failure is low. Laboratory tests cannot duplicate the endless variety of actual operating conditions and cannot promise that the same results will be realized in service.

Test Data

Quantity	30 pneumatically actuated valves
Gas	Dry, filtered nitrogen
Temperature, °F (°C)	70 (20)
Constant Static Pressure psig (bar)	100 (6.8)
Actuator Pressure, psig (bar)	80 (5.5)
Cycle Rate, cpm	30

Referenced Documents

Swagelok Specification

Ultrahigh-Purity Process Specification
(SC-01), MS-06-61

Safe Product Selection

When selecting products, the total system design must be considered to ensure safe, trouble-free performance. Function, material compatibility, adequate ratings, proper installation, operation, and maintenance are the responsibilities of the system designer and user.