



June 7, 2019

TSSA
345 Carlingview Drive
Toronto, ON
M9W 6N9

Attn: Tanya Francis

Re: Reciprocal CRN Registration in Manitoba

Your application indicates that a CRN has been received in another Canadian Jurisdiction, and therefore your CRN has been registered in Manitoba as follows:

File Number: 39726
CRN: 0C21018.54
Drawing: Attachment A & B Swagelok Bellows-Sealed, B Series Valves
Manufacturer: SWAGELOK CO.

Please find attached invoice for registration.

As indicated by the Regulatory Reconciliation and Cooperation Table and the Reconciliation Agreement for the Canadian Registration Number (CRN) for Pressure Equipment, a CRN issued in any Canadian Jurisdiction will be accepted for use in Manitoba.

In accordance with Steam and Pressure Plants Regulation and CSA B51, it is the manufacturer's responsibility to file a Manufacturers Data Report, including partial data reports, with our office, prior to shipping pressure equipment to Manitoba.

Please contact me directly via email at Cheryl.Lashek@gov.mb.ca for any questions or concerns.

Cheryl Lashek, P.Eng
Director, ITSM
Inspection and Technical Services
Office of the Fire Commissioner
508 - 401 York Avenue, Winnipeg Manitoba R3C 0P8
T (204) 945-3507 | F (204) 948-2309



Technical Standards and Safety Authority
 345 Carlingview Drive
 Toronto, Ontario M9W 6N9
 www.tssa.org

Show facsimile of manufacturer's logo or trademark, as it will appear on the fitting, in the space below

Swagelok

STATUTORY DECLARATION Registration of Fittings

I, Joel Feldman, Vice President of Engineering
(Name and Position, e.g. President, Plant Manager, Chief Engineer)

of Swagelok Company
(Name of Manufacturer)

Located at 29500 Solon Road, Solon, Ohio 44139 USA (440) 248-4600 (440) 349-5970
(Plant Address) (Telephone No.) (Fax No.)

do solemnly declare that the fittings listed hereunder, which are subject to the *Technical Standards and Safety Act*, Boilers and Pressure Vessels Regulation, comply with all of the requirements of ASME B31.1 for unlisted components, and ASME B31.3 for unlisted components
(Title of recognized North American Standard)
 which specifies the dimensions, materials of construction, pressure/temperature ratings, identification marking the fittings and service;

or are not covered by the provisions of a recognized North American standard and are therefore manufactured to comply with _____ as supported by the attached data which identifies the dimensions, material of construction, pressure/temperature ratings and the basis for such ratings, the marking of the fitting for identification and service.

I further declare that the manufacture of these fittings is controlled by a quality system meeting the requirements of ISO 9001:2015 which has been verified by the following authority, BSI

The items covered by this declaration, for which I seek registration, are category C. Valves type fittings. In support of this application, the following information and/or test data are attached as follows:
ISO 9001:2015 Certificate, Attachment A, Attachment B, Catalog Information and other Support Documents
(drawings, calculations, test reports, etc.)

Declared before me at Solon in the State of Ohio
 the 07th day of December AD 2018.

Commissioner for Oaths:
Jamie L Ristau
(Printed name)
Jamie L Ristau
(Signature)
 Jamie L. Ristau
 Resident Portage County
 Notary Public, State of Ohio
 My Commission Expires: 03/06/2019

[Signature]
(Signature of Declarant)

FOR OFFICE USE ONLY

To the best of my knowledge and belief, the application meets the requirements of the *Technical Standards and Safety Act*, Boilers and Pressure Vessels Regulation, and CSA Standard B51 and is accepted for registration in Category C.

CRN: OC21018.5

Registered by: [Signature]

Dated: JAN 22, 2019

NOTE: This registration expires on: JAN 23, 2029

Technical Standards and Safety Authority **Boilers and Pressure Vessels Safety Program**

REGISTERED

C.R.N.: OC21018.5

Signed: [Signature]

Date: JAN 22, 2019

**Information provided in this application is releasable under the Freedom of Information and Privacy Protection Act and may be disclosed upon request.*

For scope of registration see attached stamped documents attachment A and B.

Attachment B: Scope of CRN Registration for Swagelok Bellows-Sealed, B Series Valves (Category C)

Product Scope

This document represents the scope of Bellows-Sealed, B Series Valves covered by this submission for CRN approval. These Bellows-Sealed, B Series Valves have been evaluated in accordance with ASME B31.1 and B31.3 for unlisted components.

Table 1 – Summary Table

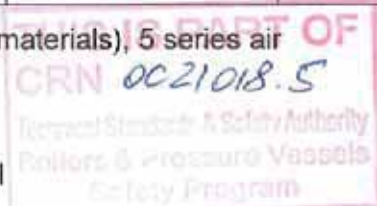
Product Series	Main Pressure Bearing Component	Main Pressure Bearing Material	Port Connections and Sizes	Maximum Allowable Working Pressure		Design Code of Construction
				@100°F	At Max. Temp.	
4B, 6B, 8B (*see below)	Body, Bonnet, Bonnet nut	316 SS (ASTM A479)	Tube Fitting 1/4", 3/8", 1/2", 6mm, 10mm, 12mm Tube Socket & Butt Weld 1/4", 3/8", 1/2", 3/4" Male VCR 1/4", 1/2" Butt Welded Female VCR 1/4", 1/2"	1000 psig	BG ¹ :400 psig@600°F BW ² :200 psig@900°F BK ³ :830 psig@200°F	ASME B31.1 (Unlisted Components) and ASME B31.3 (Unlisted Components)
		Alloy 400 N04400 (ASTM B164)		700 psig	BG ¹ :375 psig@500°F BW ² :375 psig@500°F BK ³ :610 psig@200°F	
		Brass C36000 (ASTM B16)	Tube Fitting 1/4", 3/8", 1/2", 6mm, 10mm, 12mm Tube Socket & Butt Weld 1/4", 3/8", 1/2", 3/4"	1000 psig	BG ¹ :150 psig@400°F BK ³ :710 psig@200°F	
4BK, 6BK, 8BK (1 Series Air Actuated)	Body, Bonnet, Bonnet nut	316 SS (ASTM A479)	Tube Fitting 1/4", 3/8", 1/2", 6mm, 10mm, 12mm Tube Socket & Butt Weld 1/4", 3/8", 1/2", 3/4" Male VCR 1/4", 1/2" Butt Welded Female VCR 1/4", 1/2"	Normally closed: 125 psig Normally open: 500 psig Double actuating: 700 psig	Max temp = 200°F, WP same as 100°F	ASME B31.1 (Unlisted Components) and ASME B31.3 (Unlisted Components)
		Alloy 400 N04400 (ASTM B164)			Normally closed: 125 psig@200°F Normally open: 500 psig@200°F Double actuating: 610 psig@200°F	
		Brass C36000 (ASTM B16)	Tube Fitting 1/4", 3/8", 1/2", 6mm, 10mm, 12mm Tube Socket & Butt Weld 1/4", 3/8", 1/2", 3/4"		Max temp = 200°F, WP same as 100°F	

* Mode of operation: hand operated and 3 series air actuated (all materials), 5 series air actuated (316 and Alloy 400 only)

¹ BG Series has a gasket body-to-bellows seal

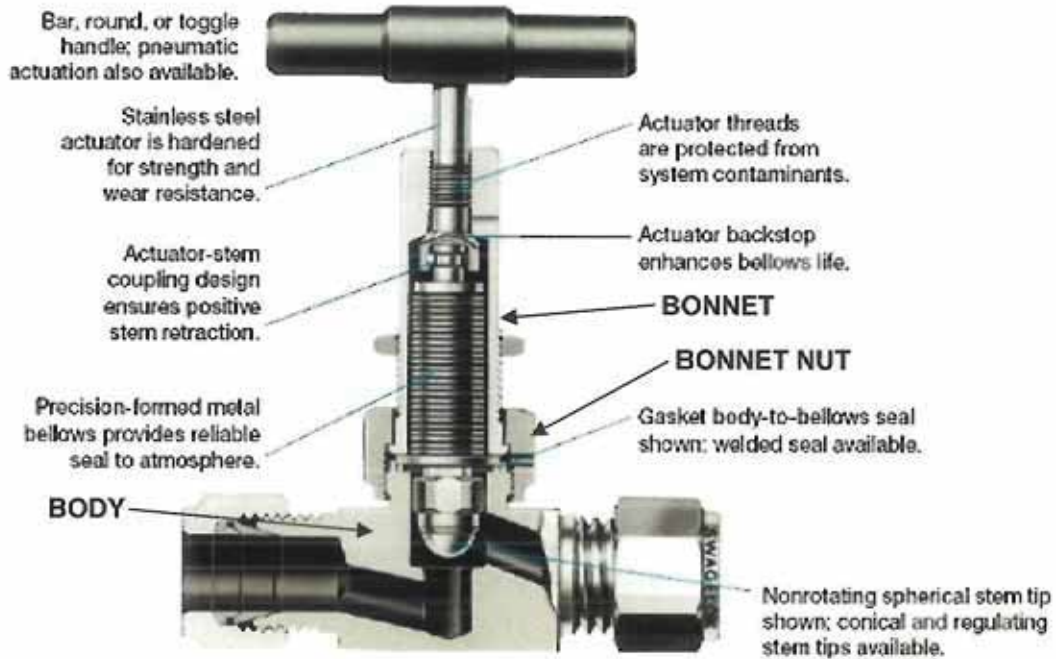
² BW Series has a welded body-to-bellows seal

³ BK Series has a PCTFE (soft) stem tip and a gasket bonnet seal

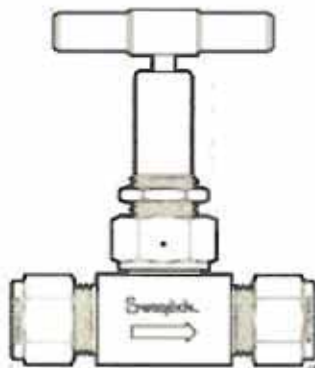


Product Description

All B Series Valves have the same features as shown below.



Configurations



Tube Socket Weld and
Tube Butt Weld Ends

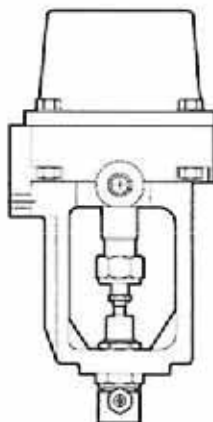


Butt Welded Female
VCR Fitting Ends

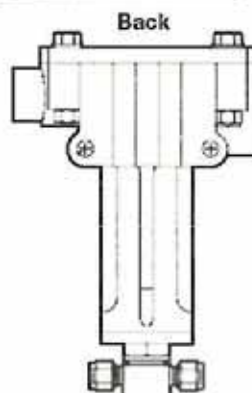


THIS IS PART OF
CRN 0C21018.5
Technical Standards & Safety Authority
Boilers & Pressure Vessels
Safety Program

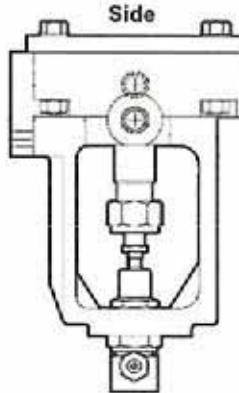
5 Series Actuator



Normally Closed



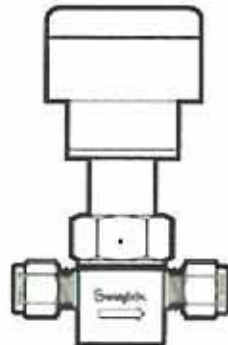
Normally Open and Double Acting



1 Series Actuator



**Normally Closed
and Double Acting**



Normally Open



Product Options:

The B Series valve stem tips and gaskets listed below affect pressure and/or temperature ratings shown in the above Summary Table, but in all cases the ratings are less than those shown below:

Stem Tips

- Alloy K-500 (regulating)
- Alloy K-500 (conical)
- Chrome-plated 316 SS (regulating)
- Cobalt-based alloy (spherical)
- PCTFE (conical)

Gaskets

- PTFE-coated 316 SS
- Silver-plated 316 SS
- PTFE-coated alloy 400
- Silver-plated alloy 400

Additional options and non-pressure boundary alterations that do not affect pressure-temperature ratings may be made available within the scope of this registration. Examples of these would include, but not be limited to, handle options, indicator switches, actuators, etc.

Quality System

The Swagelok Company quality system complies with the requirements of ISO 9001:2015. The Swagelok Company maintains British Standards Institution Certificate of Registration Number FM 01729, which applies to all locations listed on the Certificate.

References

The product catalog does not represent the full scope of the registration but rather details some of the most common options.

- Bellows-Sealed Valves, B Series Catalog – MS-01-22, R13

Attachment A. Swagelok Manufacturing Locations

This document lists the Swagelok locations where end item or component level manufacturing activities take place.

Swagelok Company 29500 Solon Road Solon, Ohio 44139 USA	Swagelok Company (Falon 1) 348 Bishop Road Highland Heights, Ohio 44143 USA
Swagelok Company (Highland) 318 Bishop Road Highland Heights, Ohio 44143 USA	Swagelok Company (Falon 2) 358 Bishop Road Highland Heights, Ohio 44143 USA
Swagelok Company (OFC) 29495 F.A. Lennon Drive Solon, Ohio 44139 USA	Swagelok Company (HPF) 6050 Cochran Road Solon, Ohio 44139 USA
Swagelok Company (Atlantic) 26651 Curtiss Wright Parkway Willoughby Hills, Ohio 44092 USA	Swagelok Company (Snow Metal) 6060 Cochran Road Solon, Ohio 44139 USA
Swagelok Company (Micro) 26653 Curtiss Wright Parkway Willoughby Hills, Ohio 44092 USA	Swagelok Company (Alfred) 29500 Ambina Drive Solon, Ohio 44139
Swagelok Hose Services Company (SHSC) 29900 Solon Industrial Parkway Solon, Ohio 44139	Swagelok Company (Strongsville) 15400 Foltz Road Strongsville, Ohio 44119
Swagelok (China) Fluid System Technologies Ltd. Changshu Export Process Zone Changshu Economic Development Zone Changshu, Jiangshu 215513 China	Swagelok Limited Ballafletcher Road Tromode IM4 4RA Isle of Man

